

**OLYMPUS**<sup>®</sup>

Your Vision, Our Future

EVIS EXERA II COLONOVIDEOSCOPE  
**OLYMPUS CF TYPE H180AL/I**

EVIS  
**EXERA II**



*HDTV: Colonoscopy's new standard  
in performance and functionality*

**innoflex**

# HDTV, Close Focus, and Narrow Band Imaging make this advanced scope the new standard in colonoscopy

Delivering the highest possible resolution and image quality, the HDTV-compatible CF-H180AL/I comes with an impressive suite of advanced functions including Close Focus, which lets you obtain the same effect as electronic magnification simply by bringing the scope tip close to the observation area. Enhanced imaging performance also allows you to utilize Narrow Band Imaging to help detect minute or flat lesions. And, thanks to Olympus's exclusive wide-angle 170° field of view, you may find that insertion is easier and diagnostic performance is improved, helping to shorten examination times and increase efficiency.



## ■ New-generation HDTV images

Just as HDTV provides incredible images in home theaters, it can provide dramatically enhanced image quality for endoscopic applications. Thanks to its HDTV-compatible CCD, the CF-H180AL/I is able to capture images whose clarity and detail will increase your diagnostic capabilities when combined with the CV-180 processor. When those images are displayed on the dedicated OE191H LCD monitor, details of the lower gastrointestinal tract are rendered with super-sharp clarity and precision color.



## ■ Narrow-band light for pit pattern emphasis

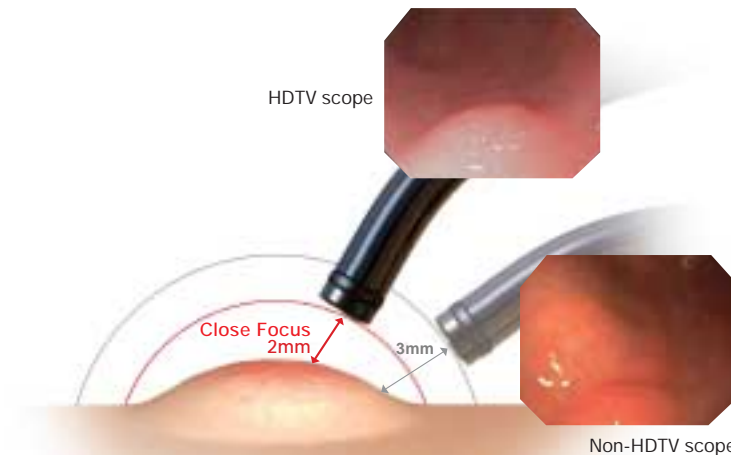
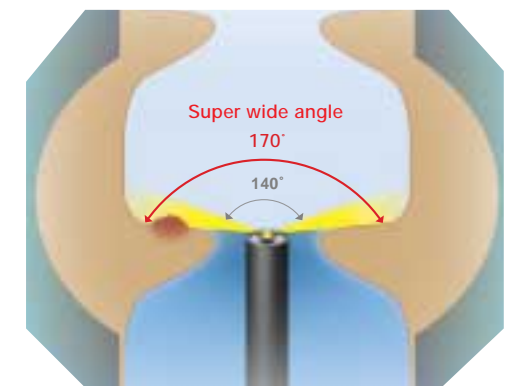
In the lower gastrointestinal tract, Narrow Band Imaging (or NBI) emphasizes pit patterns so it could prove to be a possible replacement for chromoendoscopy in the colon. In addition to helping improve detection of lesions in the colon, the combination of NBI and HDTV image quality makes it easier to identify suspicious areas. This could make possible target biopsies in patients with ulcerative colitis.

## ■ Close Focus for a more detailed view

With its extended depth of field, the CF-H180AL/I's enhanced optical system is able to facilitate more detailed observation as close as 2 mm from the site. Ideal for viewing pit patterns and capillaries, this convenient function allows you to obtain the same effect you would get from electronic magnification without the loss of resolution.


## ■ Wide-angle 170° field of view

With a field of view of 170° — more than 20 percent wider than previous models — the CF-H180AL/I makes it easier to view surfaces hidden behind the folds of the colon without angulating the scope tip. This expanded viewing capability should help reduce the time needed to perform examinations.



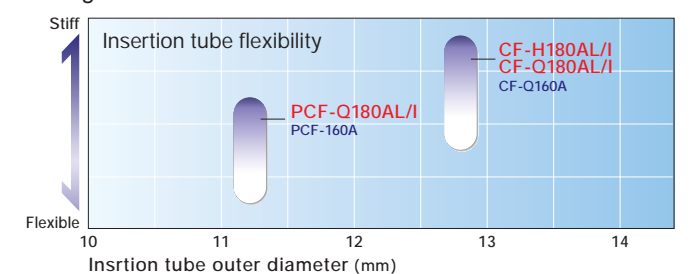
### What is HDTV?

HDTV — or high-definition television — offers image quality comparable to film and all the convenience and flexibility of conventional video. With 1,080 effective scanning lines of picture information, compared to 480 for NTSC and 576 for PAL, HDTV delivers picture quality that is more than twice as good as conventional TV. Increased pixel density produces a smooth clear picture whose remarkable detail, and natural colors are unmarred by the pixelation seen in lower-resolution images. This superb quality and realism makes HDTV ideal for demanding imaging applications such as endoscopy.



Note: The images shown above are simulated pictures.

### Range of stiffness of Variable Stiffness insertion tubes







## Main Features

- High-resolution HDTV imaging capability for clearer observation of capillaries and mucosal structures.
- Close Focus for detailed observation without electronic magnification.
- Narrow Band Imaging combined with HDTV and Close Focus enhance observation of the mucosa.
- Exclusive 170° field of view enables comprehensive observation of the colon and may facilitate scope maneuvering for shorter examination times and enhanced efficiency.
- Generous 3.7 mm diameter channel accommodates a wide range of endo therapy accessories while maintaining sufficient suction capability.
- Auxiliary water jet removes mucus and debris inside the colon at the press of a button on the scope or the footswitch unit, providing a clear view.
- Highly acclaimed Variable Stiffness capability for adjustment of insertion tube flexibility to match the conditions and contours of the colon.
- Insertion tube measuring 12.8 mm across with distal end diameter of 13.9 mm.
- Wide-ranging 4-way angulation (180° up/down and 160° right/left).



- Ergonomically designed grip enhances scope maneuverability while easy-to-access knobs and user-selectable switches improve operability.
- Compatible with the CV-180
- Scope ID function stores individual scope information in the built-in memory chip and displays it on the monitor, facilitating endoscopy suite management and making the scope ready for next-generation system expansion.

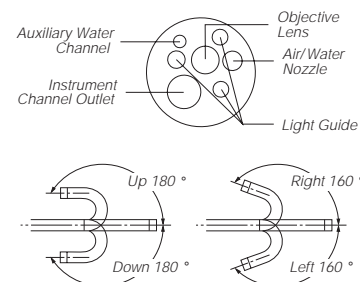


Start-up display



## Specifications

Optical System	Field of view	170°
	Direction of view	Forward viewing
	Depth of field	2 to 100 mm
Distal End	Outer diameter	13.9 mm
	Outer diameter	12.8 mm
Bending Section	Angulation range	Up 180°, Down 180°, Right 160°, Left 160°
Working Length		L:1680 mm, I:1330 mm
Total Length		L:2005 mm, I:1655 mm
Instrument Channel	Inner diameter	3.7 mm
	Minimum visible distance	2 mm from the distal end
	Endo therapy accessory entrance/exit position in field of view	



Specifications, design and accessories are subject to change without any notice or obligation on the part of the manufacturer.



**OLYMPUS MEDICAL SYSTEMS CORP.**  
Shinjuku Monolith, 3-1 Nishi-Shinjuku 2-chome, Shinjuku-ku, Tokyo 163-0914, Japan  
**OLYMPUS MEDICAL SYSTEMS EUROPA GMBH**  
Postfach 10 49 08, 20034 Hamburg / Wendenstrasse 14-18, 20097 Hamburg, Germany  
**OLYMPUS AMERICA INC.**  
2 Corporate Center Drive, Melville, N.Y. 11747-3157, U.S.A.  
**OLYMPUS LATIN AMERICA, INC.**  
6100 Blue Lagoon Drive, Suite 390 Miami, Florida 33126-2087, U.S.A  
**KEYMED LTD.**  
Keymed House, Stock Road, Southend-on-Sea, Essex SS2 5QH, England

**OLYMPUS SINGAPORE PTE LTD.**  
491B River Valley Road #12-01/04, Valley Point Office Tower, Singapore 248373  
**OLYMPUS HONG KONG AND CHINA LIMITED**  
Room 1520-1527, Ocean Centre, 5 Canton Road, Tsimshatsui, Kowloon, Hong Kong  
**OLYMPUS (BEIJING) SALES & SERVICE CO., LTD.**  
Room 1401, East Tower, Gong Yuan No6 Royal Palace, No6 Gong YuanXile, JianGuoMenNei, DongCheng District, Beijing, 100005, China  
**OLYMPUS MOSCOW LIMITED LIABILITY COMPANY**  
117071, Moscow, Malaya Kaluzhskaya 19, bld. 1, fl.2, Russia  
**OLYMPUS AUSTRALIA PTY LTD**  
31 Gilby Road, Mount Waverley, VIC., 3149, Australia